







# SPRAY GUIDE





## SPRAYGUIDE - ELITE 3100

Material	Nozzle type	Nozzle size	Dilution	Spraying pressure
 JUPOL Silver	Titan HEA ProTip	515	10 %	60 Bar
 JUPOL Classic	Titan HEA ProTip	517	15 %	75 Bar
 JUPOL Weiss	Titan HEA ProTip	517	15 %	100 Bar
 MARK Unutrašnja boja	Titan HEA ProTip	517	10 %	80 Bar

Elite 3100



- LONG-LASTING POWER

- WHERE MUSCLE MEETS RELIABILITY

- POWER WHERE YOU NEED IT

## SPRAYGUIDE - ELITE 3100






Material	Nozzle type	Nozzle size	Dilution	Spraying pressure
 JUPOL Gold	Titan HEA ProTip	517	5 %	60 Bar
 JUPOL Brilliant	Titan HEA ProTip	615	5 %	120 Bar
 JUPOL Latex matt	Titan HEA ProTip	615	5 %	80 Bar
 JUPOL Latex semi matt	Titan HEA ProTip	615	5 %	80 Bar
 JUPOL Latex satin	Titan HEA ProTip	515	5 %	80 Bar
 JUPOL Amikol	Titan HEA ProTip	515	5 %	60 Bar

Elite 3100



- LONG-LASTING POWER
- WHERE MUSCLE MEETS RELIABILITY
- POWER WHERE YOU NEED IT





## SPRAYGUIDE - ELITE 3100

Material	Nozzle type	Nozzle size	Dilution	Spraying pressure
 TRENDCOLOR Spray	Titan HEA ProTip	519	0 %	60 Bar
 Silicone Fas spray	Titan HEA ProTip	519	0 %	90 Bar
 ACRYLCOLOR	Titan HEA ProTip	519	0 %	40 Bar
 Takril Classic	Titan HEA ProTip	517	10 %	45 Bar
 MARK Fasadna boja	Titan HEA ProTip	517	10 %	80 Bar

Elite 3100



## SPRAYGUIDE - ELITE 3100

Material	Nozzle type	Nozzle size	Dilution	Spraying pressure
 JUBIN Decor primer	Titan HEA ProTip	413	0 %	120 Bar
 JUBIN Decor universal gloss/matt	Titan HEA ProTip	411	0 %	80 Bar
 JUBIN Metal primer	Titan HEA ProTip	411	0 %	120 Bar
 JUBIN Metal	Titan HEA ProTip	413	10 %	130 Bar

Elite 3100



## SPRAYGUIDE - ELITE 3100

Material	Nozzle type	Nozzle size	Dilution	Spraying pressure
 JUPOL Climacolor	Titan HEA ProTip	413	0 %	120 Bar
 JUPOL Bio silicate	Titan HEA ProTip	411	0 %	80 Bar
 JUPOL Bio apnena barva	Titan HEA ProTip	411	0 %	120 Bar
 JUPOL Latex transparent	Titan HEA ProTip	413	10 %	130 Bar
 DECOR Glamour	Titan HEA ProTip	411	0 %	120 Bar
 DECOR Acrylcolor	Titan HEA ProTip	413	10 %	130 Bar

Elite 3100



- LONG-LASTING POWER
- WHERE MUSCLE MEETS RELIABILITY
- POWER WHERE YOU NEED IT

# ELITE 3100

For everybody looking for a reliable tool on the jobsite which is as versatile as the jobs, the Titan Elite 3100 is the right choice. It is a diaphragm pump, which fulfills the highest expectations of durability. The robust pump design is versatile and can be changed easily between suction system or hopper.

The Elite 3100 is capable of spraying paint and varnish perfectly. It is easy to use and needs less maintenance and servicing. The valves can be easily accessed and changed - even on the job site.



**HEA NOZZLE**  
Guarantees a perfect finish and produces up to 55% less overspray

**FOLDABLE CART**  
For the transportation and space saving storage

**FLEXIBLE SUCTION HOSE**  
for direct suction from the container. Trouble free working thanks to the special fine mesh suction intake filter

**HEA PRESSURE GAUGE**  
Longer life thanks to innovative HEA low-pressure airless technology. The optimal HEA pressure range (80-140 bar) is marked in green on the manometer

**OLS LONG STROKE TECHNOLOGY**  
Allows spraying of a large variety of materials. Made possible by optimised hydraulics and special valve technology

**SUCTION TUBE STORAGE**  
Cup and siphon clip for mess free storage of the suction system





















SPECIFICATIONS	ELITE 3100
Max. Delivery	2.6 l/min
Max. Tip Size	0.023"
Max. Operating Pressure	250 bar / 25 MPa
Max. Viscosity	20000 mPas
Weight	27 kg
Engine / Motor	Electric Engine 1.3 kW
Voltage	230 - 240 Volt ~, 50 Hz
Scope of delivery	Elite 3100 base unit, Flexible Suction System, RX-80 4-Finger Airless Gun, HEA ProTip 517 Tip, 15 m x 1/4" Airless hose
<b>PART-NO.</b>	<b>2432635</b>

All specifications are subject to change





## SPRAYGUIDE - POWRTWIN 6900 PLUS DI

Material	Type of device	Gun	Nozzle type	Nozzle size	Dilution	Spraying pressure	Hose length
 NIVELIN DISPERZIVNI GLET	 POWRTWIN 6900 PLUS DI	AG14	 SC-6 + REVERSIBLE TIP	539	0 %	170 bar	15 m / DN 13
 JUBOGLLET CLASSIC 1-4 (25kg)	 POWRTWIN 6900 PLUS DI	AG14	 SC-6 + REVERSIBLE TIP	543	9 l	170 bar	15 m / DN 13
 MARKPRO GLET MASA (25kg)(25kg)	 POWRTWIN 6900 PLUS DI	AG14	 SC-6 + REVERSIBLE TIP	543	8,4 l	170 bar	15 m / DN 13
 JUBOLIN P15	 POWRTWIN 6900 PLUS DI	AG14	 SC-6 + REVERSIBLE TIP	439	0 %	220 bar	15 m / DN 13
 JUBOLIN P25	 POWRTWIN 6900 PLUS DI	AG14	 SC-6 + REVERSIBLE TIP	439	0 %	220 bar	15 m / DN 13
 JUBOLIN P50	 POWRTWIN 6900 PLUS DI	AG14	 SC-6 + REVERSIBLE TIP	435	0 %	220 bar	220 bar

POWRTWIN 6900 PLUS DI



# POWRTWIN 6900 PLUS DI

The PowrTwin 6900 PLUS DI is made for very large scale projects where up to 4 guns may be needed, or application of very heavy coatings. The EZ swing frame decreases spillage during paint changes and lower height (and center of gravity) of unit for easy transportation and easy handling.

## RX-APEX NON-FILTER GUN & TIP KIT

Premium spray gun built for high volume commercial and industrial work

## CONVERTIBLE

Easy, tool-free convertibility for projects where petrol engines are not permitted

## HEAVY-DUTY FRAME

Durable cart with telescoping handle and convenient lift handles

## BELT GUARD

Pivotable housing provides easy access for belt replacement and power source conversion

## ELECTRIC VERSION


## PETROL POWERED VERSION

## SPEEFLO HYDRADRIVE

Smooth, slow-stroking hydraulic drive provides extreme power and reliability

## HIGH EFFICIENCY COOLING FAN

Keeps the hydraulics cooler for longer life



SPECIFICATIONS	POWRTWIN 6900 PLUS DI ELECTRIC	POWRTWIN 6900 PLUS DI ELECTRIC	POWRTWIN 6900 PLUS DI PETROL
Max. Delivery	4.7 l/min	6.6 l/min	8.5 l/min
Max. Tip Size (1 Gun)	0.033"	0.041"	0.050"
Max. Tip Size (2 Guns)	0.023"	0.029"	0.035"
Max. Tip Size (3 Guns)	0.019"	0.021"	0.029"
Max. Tip Size (4 Guns)	-	0.017"	0.025"
Max. Operating Pressure	228 bar / 22.8 MPa	228 bar / 22.8 MPa	228 bar / 22.8 MPa
Max. Viscosity	50000 mPas	50000 mPas	50000 mPas
Weight	93 kg	93 kg	86 kg
Engine / Motor	Electric Engine 2.4kW	Electric Engine 3.1kW	Honda GX160
Voltage	~ 115V, 50/60 Hz	230 V~, 50 Hz	-
Scope of delivery	PowrTwin 6900 PLUS DI Electric base unit, RX-Apex Non-Filter Gun & TR! 517 Tip, 15m x 3/8" Airless Hose	PowrTwin 6900 PLUS DI Electric base unit, RX-Apex Non-Filter Gun & TR! 517 Tip, 15m x 3/8" Airless Hose	PowrTwin 6900 PLUS DI petrol powered base unit, RX-Apex Non-Filter Gun & TR! 517 Tip, 15m x 3/8" Airless Hose
<b>PART-NO.</b>	<b>290029</b>	<b>290033</b>	<b>290021</b>

All specifications are subject to change



**JUB d.o.o.**

Dol pri Ljubljani 28,  
SI-1262 Dol pri Ljubljani

T: 080 15 56

E: [info@jub.eu](mailto:info@jub.eu)

